



## STARK COUNTY INFLUENZA SNAPSHOT, WEEK 42

Week 42 ending Oct 24, 2009, with updates through 11/01/2009.

All data are preliminary and may change as more reports are received

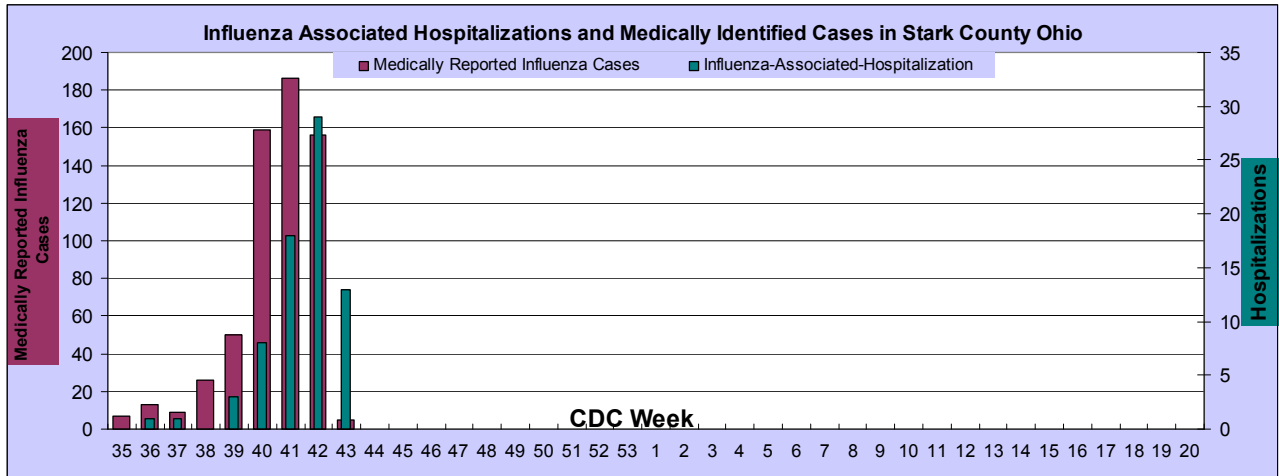
During week 42 (October 18-October 24, 2009), three surveillance indicators reached new limits as influenza activity continued to increase in Stark County.

- In the past four weeks, hospitalizations have soared from 3 to 8 to 18 and now to our current weekly high of **29** hospitalized Stark County residents. During this same period, a similar increase was observed in the medially provided reports; however, these reports have leveled off during week 42. (See graph1).
- Of the medically reported cases, not hospitalized, the average age has increased to 17 years with a range of 0.3 to 74 years and a median of 12 years, and **69%** of the reports are in the age group of 5 to 24 years. Hospitalized cases ranged in age from 1 month to 74 years with a median of 37 years, with the highest age group affected in the 25-51 years at 34% of the hospitalizations.
- Sentinel Provider reports for Influenza-Like-Illness (ILI) **increased** in Stark County and the nation. Further, the percentage of visits to the providers in Stark County was the highest recorded. The age group most affected in Stark County is 5-24 year olds. (See Graph 2)
- Combined Constitutional and Respiratory visits to Emergency Departments **increased to 70%** above the multi-year average during week 42. This represents approximately 250 Stark County residents each day reporting to area emergency departments with symptoms similar to influenza. (See Graph 3)
- For week 42, Cough/Cold Product sales decreased slightly, however they remained above the 5-year average. Over-The Counter sales of Thermometers continue to be **significantly elevated above** the 5-year average. The highest number of thermometer sales seen in five years of data collection was on Monday 10/19/2009 with 103 thermometers sold; less than 30 would normally be expected to be sold on this date. (See Graphs 4 and 5)
- 48 states including the state of Ohio are reporting Widespread influenza activity, an **increase** from 46 in week 41. (See US Map)
- Nationally, the CDC continues to identify **99%** of cocirculating strains of influenza (seasonal influenza A (H1), A (H3), and 2009 influenza A (H1N1) and influenza B) as *2009 influenza A (H1N1)*.
- National Pneumonia and Influenza (P & I) Mortality Surveillance **elevated to 7.1%** of all deaths reported through the 122 Cities Mortality Reporting System as due to P & I. For the fourth week, this percentage is above the epidemic threshold of 6.6%.
- School Absenteeism, as reported by 66 local schools in Stark County, reveals continued **increases** in overall absenteeism. Currently, the highest single category of absenteeism is due to influenza-like-illness. (See Graph 6)
- **For the third week**, the State of Ohio reported a pediatric death to the CDC; bringing the CDC total to 22 pediatric deaths during week 42. "Since August 30, 2009, CDC has received 74 reports of influenza-associated pediatric deaths that occurred during the current influenza season (nine deaths in children less than 2 years old, nine deaths in children 2-4 years old, 27 deaths in children 5-11 years old, and 29 deaths in individuals 12-17 years old). Sixty-five of the 74 deaths were due to 2009 influenza A (H1N1) virus infections, and the remaining nine were associated with influenza A virus for which the subtype is undetermined. A total of 114 deaths in children associated with 2009 H1N1 virus have been reported to CDC." (www.cdc.gov)

For questions, or to receive this report weekly by email, send requests to either [chenning@cantonhealth.org](mailto:chenning@cantonhealth.org) or [schanzk@starkhealth.org](mailto:schanzk@starkhealth.org)

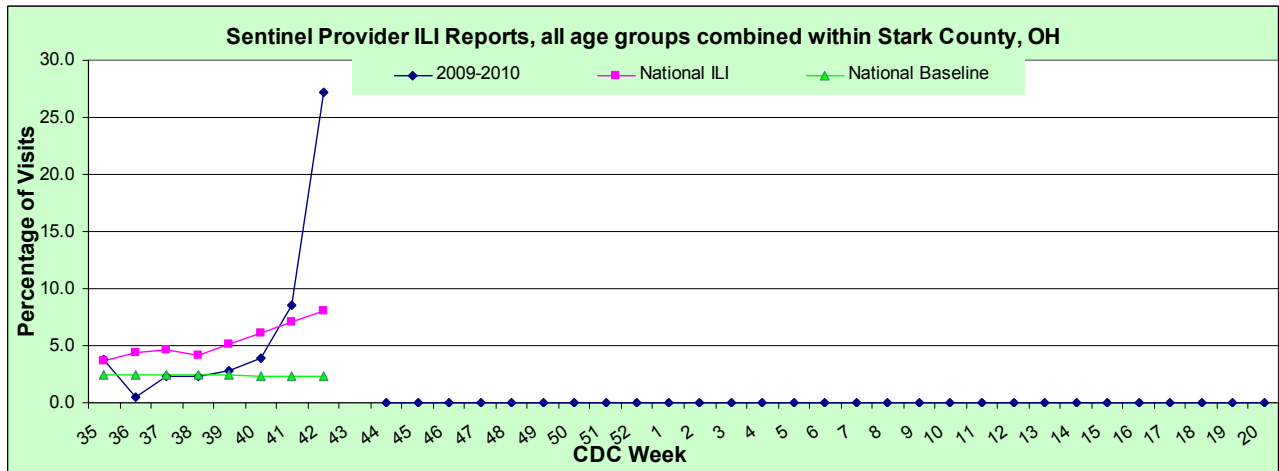
**Graph 1: Influenza Cases reported to Local Health Departments**

Note: Influenza is only reportable if associated with a hospitalization; therefore, this only represents a small number of actual influenza cases in Stark County.



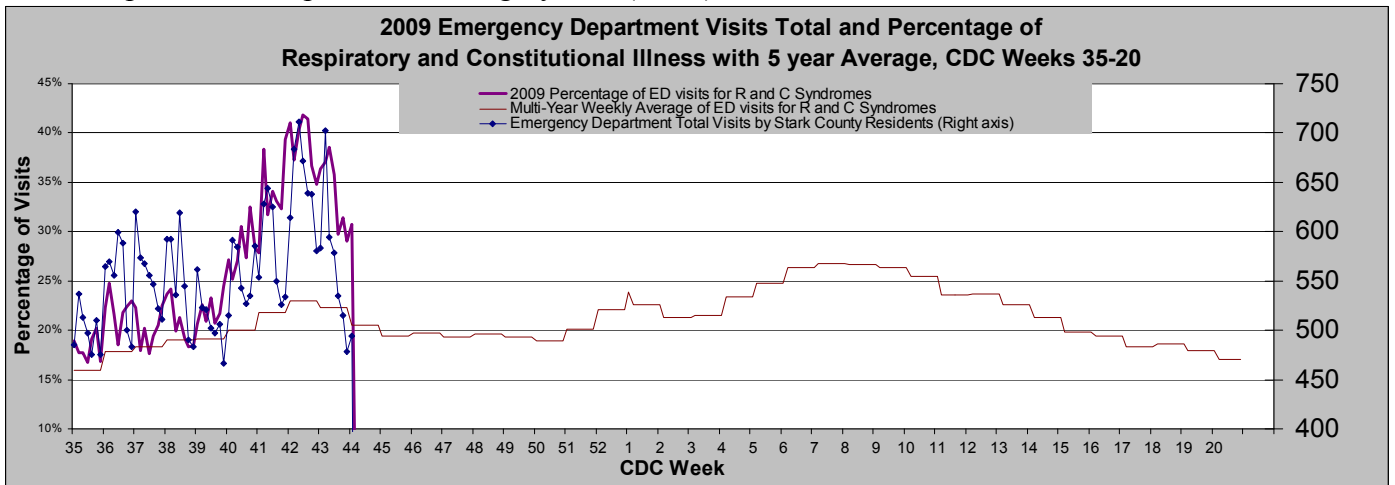
**Graph 2: Sentinel Provider Reported Influenza-Like-Illness in Stark County**

Sentinel Providers-An influenza sentinel provider (local physician) conducts surveillance for influenza-like illness (ILI) in collaboration with the state health department and the Centers for Disease Control and Prevention (CDC). Data reported by Stark County's 4 providers are combined with other influenza surveillance data to provide a national picture of influenza virus and ILI activity.

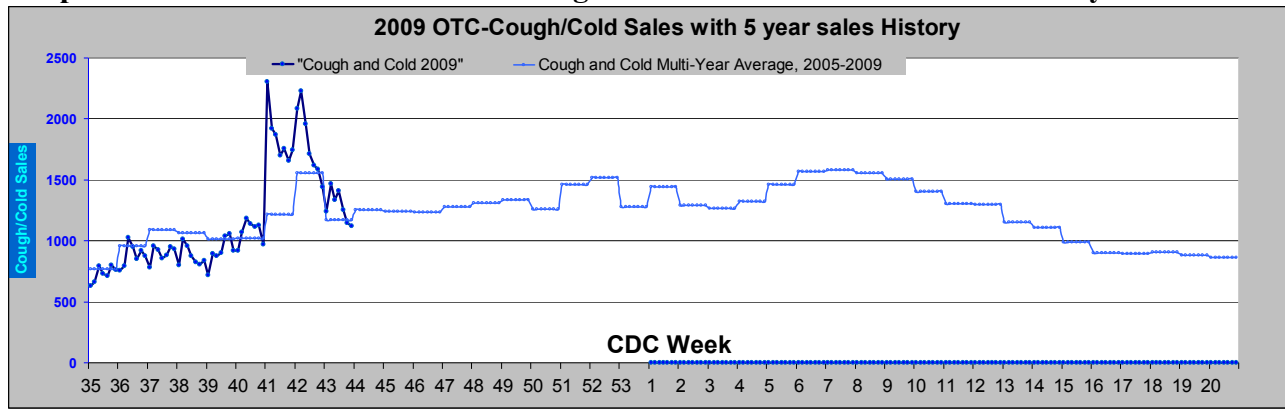


**Graph 3: Emergency Department Visits for combined Respiratory and Constitutional Syndromes**

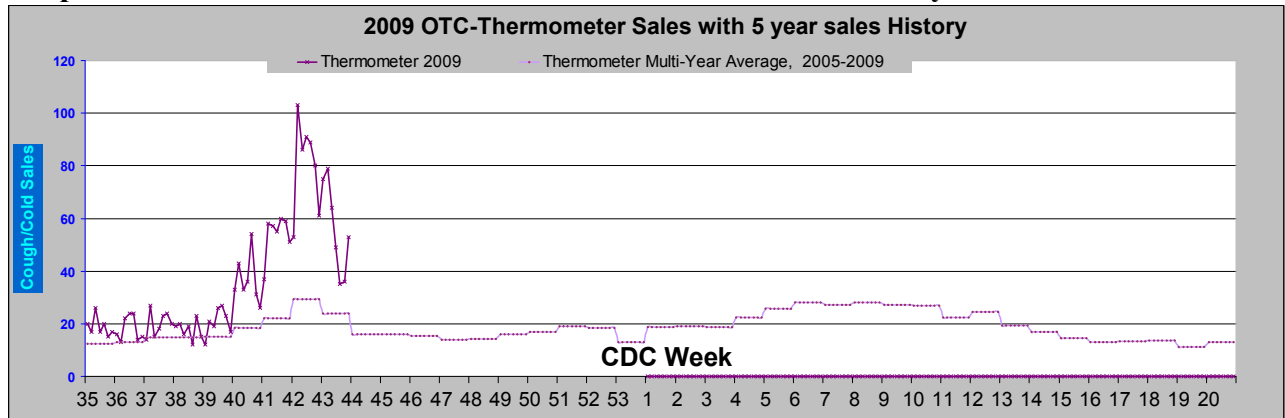
Source: EpiCenter, Hospital Monitoring System (HMS).



**Graph 4: Over-The-Counter Sales of Cough/Cold Product Sales in Stark County**

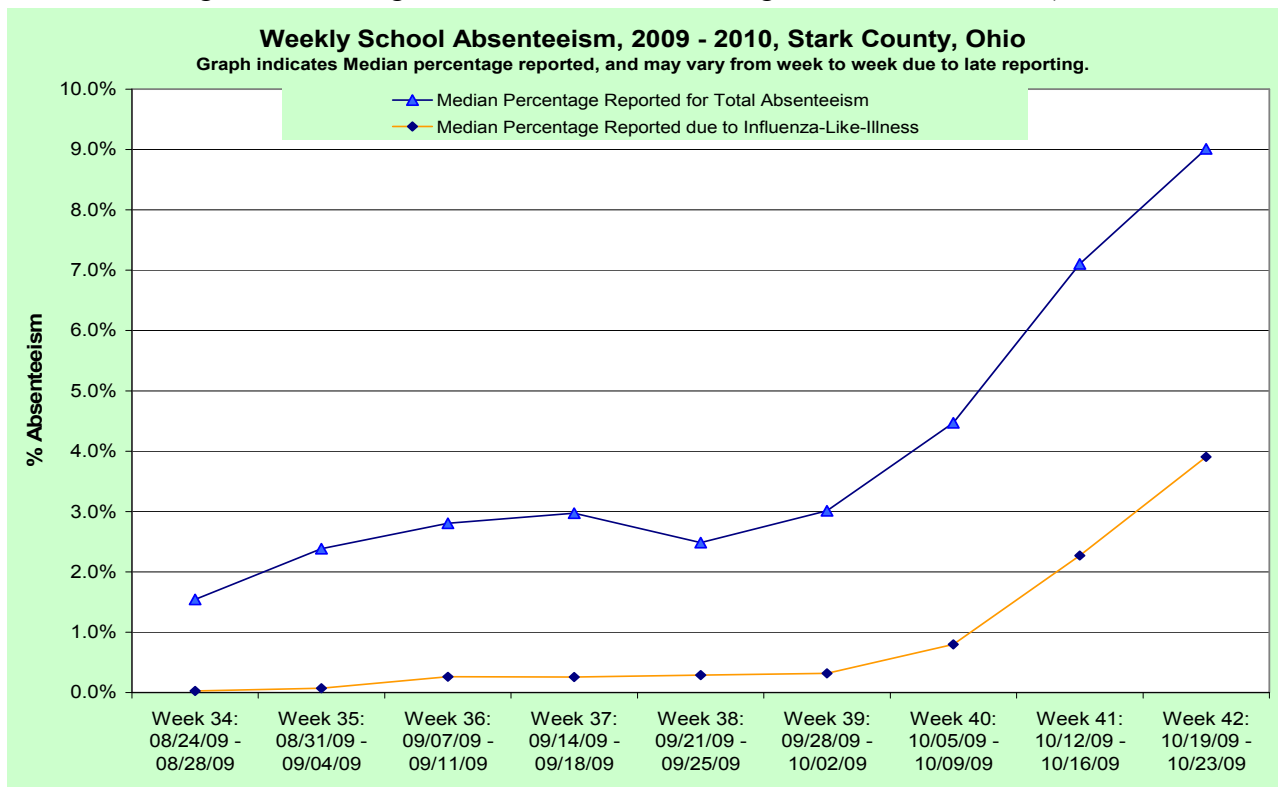


**Graph 5: Over-The-Counter Sales of Thermometers in Stark County**



**Graph 6: School Absenteeism, 2009-2010, Stark County, Ohio.**

(Source: Voluntary reporting by area public and private schools. Schools report overall absenteeism and five illness categories including influenza –like-illness and gastrointestinal illness.)



## Map Weekly Influenza Activity Estimates Reported by State and Territorial Epidemiologists

(Source: <http://www.cdc.gov/flu/weekly>)

# FLUVIEW



**A Weekly Influenza Surveillance Report Prepared by the Influenza Division**  
Weekly Influenza Activity Estimates Reported by State and Territorial Epidemiologists\*

Week Ending October 24, 2009- Week 42



\*This map indicates geographic spread and does not measure the severity of influenza activity.