



## STARK COUNTY INFLUENZA SNAPSHOT, WEEK 46

Week 46 ending November 21, 2009, with updates through 11/30/2009.

All data are preliminary and may change as more reports are received.

During week 46, (November 15-21, 2009) local and national indicators of influenza activity continued to decline.

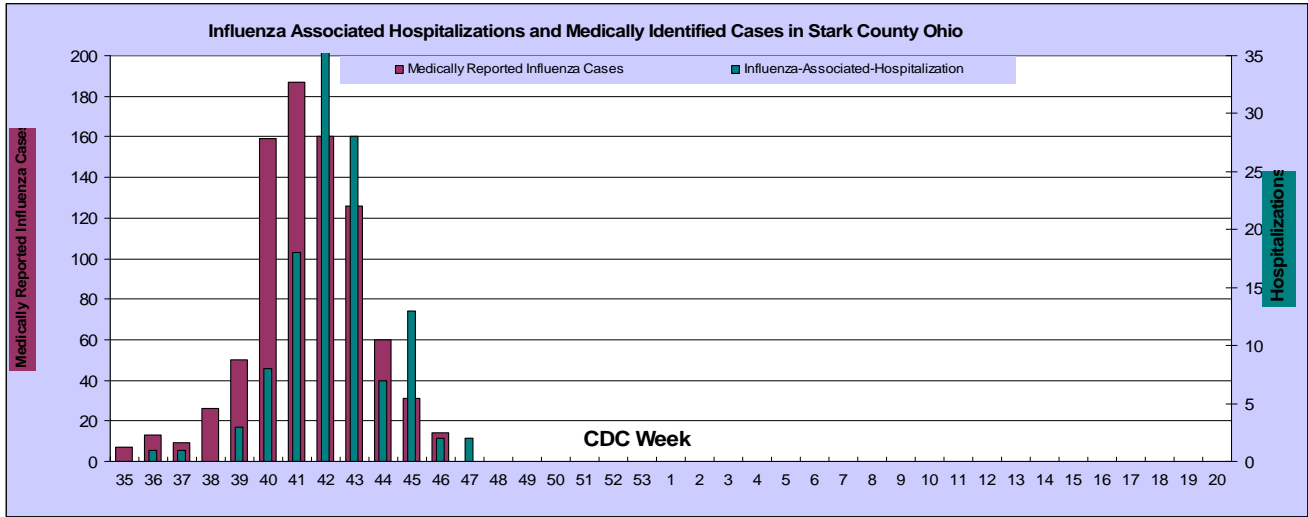
- Hospitalizations and other medically provided positive influenza case reports decreased significantly in week 46. **Two** influenza-associated hospitalizations were reported, a decrease from 13 during week 45. (Graph 1)
- There was little change in the demographic information for the medically reported cases, not hospitalized; the average age is 16.7 years with a range of 4 months to 79 years and a median of 11 years. Additionally, **65%** of the reports are in the age group of 5 to 24 years. Hospitalized cases ranged in age from 1 month to 80 years with a median of 36.5 years, and the most affected age group, based on percentage, is the 25-50 years at 37%. However, when looking at population rates, young children aged 0-4 years are hospitalized at the highest rate, >8 per 10,000 population.
- Reports from four Sentinel Providers remained **steady** at 2.6% of all patient visits for Influenza-Like-Illness (ILI) in Stark County. Overall ILI activity, remains **above** the national baseline of 2.3%. (See Graph 2)
- Combined Constitutional and Respiratory visits to Emergency Departments in Stark County continued to **decrease**, and are now down to **22.94%**. Note: The highest average number of visits for these syndromes usually occurs in CDC week 7 (late February) and is 26.79%; increases are also seen in the weeks following large holidays. (See Graph 3)
- For week 46, Cough/Cold (C/C) Product sales **increased** slightly and Thermometer sales continued their **downward** trend. Despite the decrease in sales, thermometer purchases remain slightly elevated for this time of year. (See Graphs 4 and 5)
- School Absenteeism, as reported by 62 local schools in Stark County, **dropped** slightly during week 46 to a median percentage of student absenteeism of 3.8%. Changes in Influenza-Like-Illness mirror the declines seen in overall student absenteeism. (See Graph 6)

***Please note: National data has not been updated for Week 46.***

- The state of Ohio and 42 other states reported **widespread** geographic influenza activity. Note: this indicator is reported to the CDC by each state and does not describe severity of disease. In Ohio, Widespread Activity is defined as Increased ILI in at least half of the regions AND recent lab confirmed influenza in the state. (See National Map)
- Nationally, the CDC continues to identify **>99%** of cocirculating strains of influenza (seasonal influenza A (H1), A (H3), and 2009 influenza A (H1N1) and influenza B) as *2009 influenza A (H1N1)*. Ohio **identified** one Influenza A/H3 during week 45.
- National Pneumonia and Influenza (P & I) Mortality Surveillance **decreased slightly to 7.5%** of all deaths reported through the 122 Cities Mortality Reporting System as due to P & I. This percentage is **above** the epidemic threshold of 6.9% for week 45.
- The Centers for Disease Control and Prevention (CDC) reported 21 influenza associated pediatric deaths during week 45, none were from Ohio this week. Since August 30, 2009, CDC has received 138 reports of influenza-associated pediatric deaths that occurred during the current influenza season (24 deaths in children less than 2 years old, 16 deaths in children 2-4 years old, 50 deaths in children 5-11 years old, and 48 deaths in children 12-17 years old). One hundred thirteen (82%) of the 138 deaths were due to 2009 influenza A (H1N1) virus infections, and the remaining 25 were associated with influenza A virus for which the subtype is undetermined. A total of 171 deaths in children associated with 2009 influenza A (H1N1) virus infection have been reported to CDC.
- For questions, or to receive this report weekly by email, send requests to either [chenning@cantonhealth.org](mailto:chenning@cantonhealth.org) or [schanzk@starkhealth.org](mailto:schanzk@starkhealth.org).

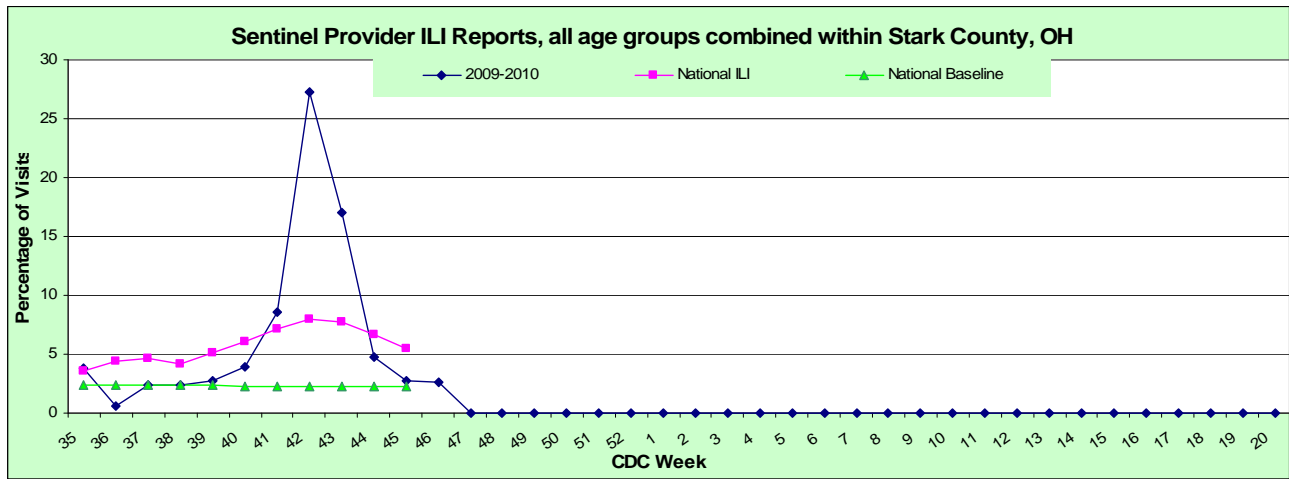
### Graph 1: Influenza Cases reported to Local Health Departments

Note: Influenza is only reportable if associated with a hospitalization; therefore, this only represents a small number of actual influenza cases in Stark County.

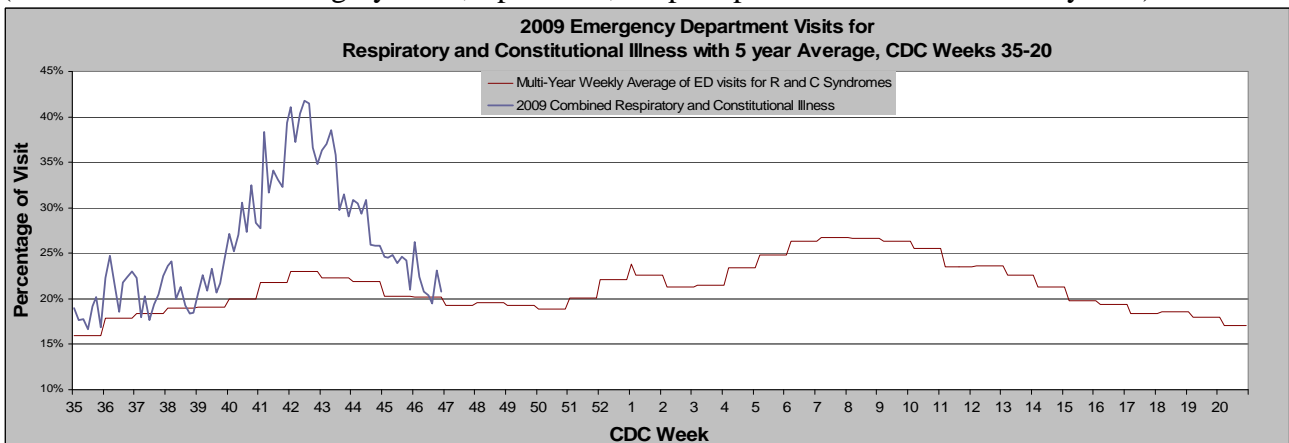


### Graph 2: Sentinel Provider Reported Influenza-Like-Illness in Stark County

Sentinel Providers-An influenza sentinel provider conducts surveillance for influenza-like illness (ILI) in collaboration with the state health department and the Centers for Disease Control and Prevention (CDC). Data reported by Stark Counties 4 provider's s are combined with other influenza surveillance data to provide a national picture of influenza virus and ILI activity.

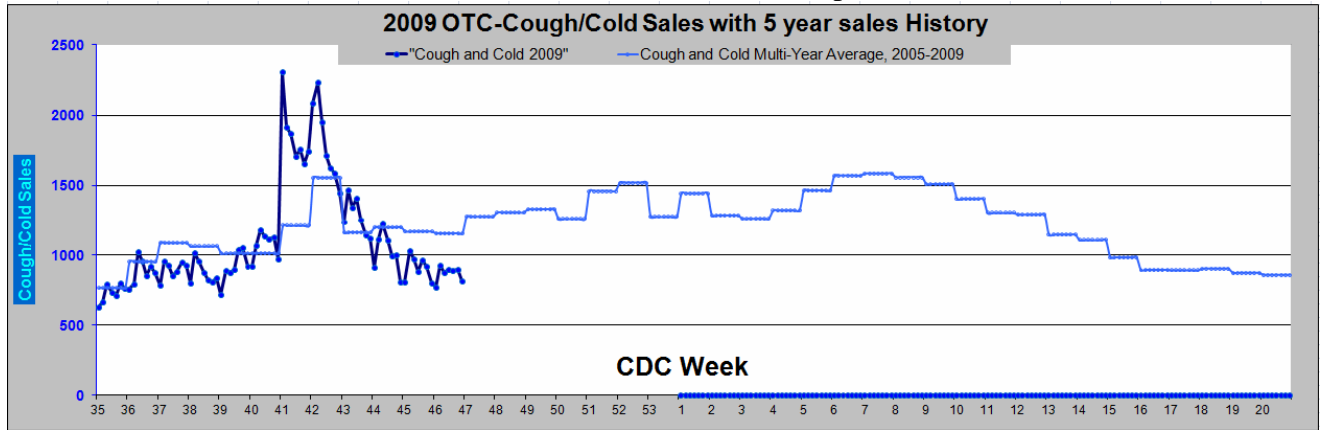


### Graph 3: Emergency Department Visits for combined Respiratory and Constitutional Syndromes (Source Health Monitoring Systems, EpiCenter, hospital patient visit surveillance system)



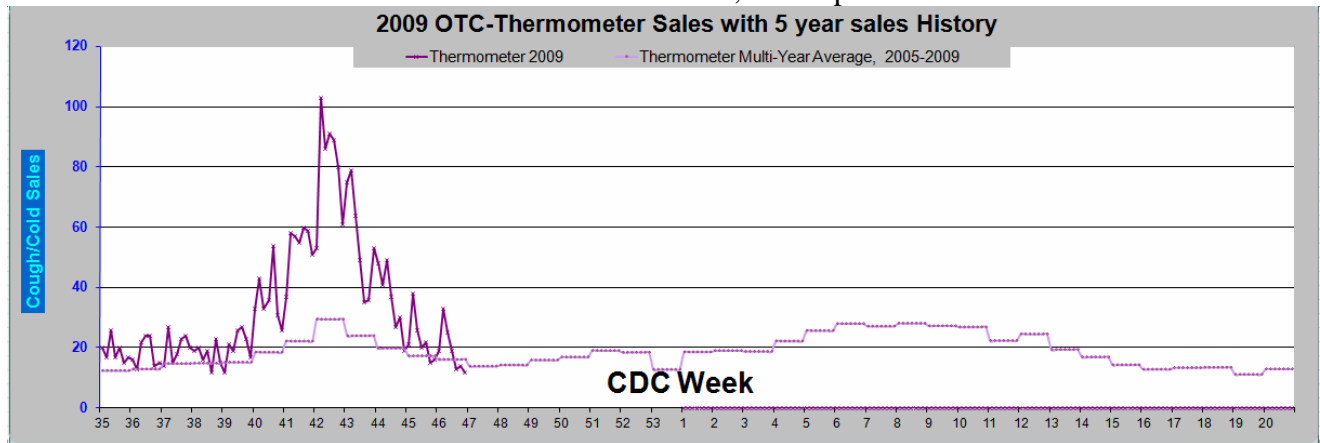
**Graph 4: Over-The-Counter Cough/Cold Product Sales in Stark County**

Source: RODS Real time Outbreak Disease Surveillance, Retail pharmaceutical sales.



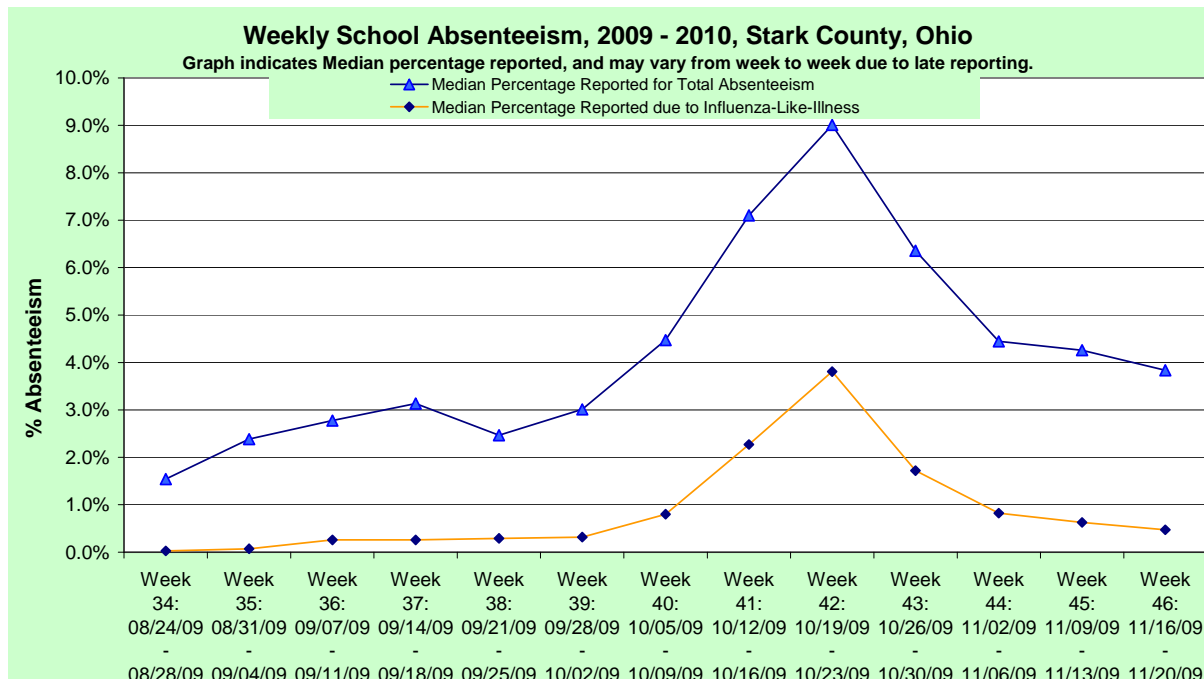
**Graph 5: Over-The-Counter Sales of Thermometers in Stark County**

Source: RODS Real time Outbreak Disease Surveillance, Retail pharmaceutical sales.



**Graph 6: School Absenteeism, 2009-2010, Stark County, Ohio.**

(Source: Voluntary reporting by area public and private schools. Schools report overall absenteeism and five illness categories including influenza –like-illness and gastrointestinal illness.)



## Map Weekly Influenza Activity Estimates Reported by State and Territorial Epidemiologists

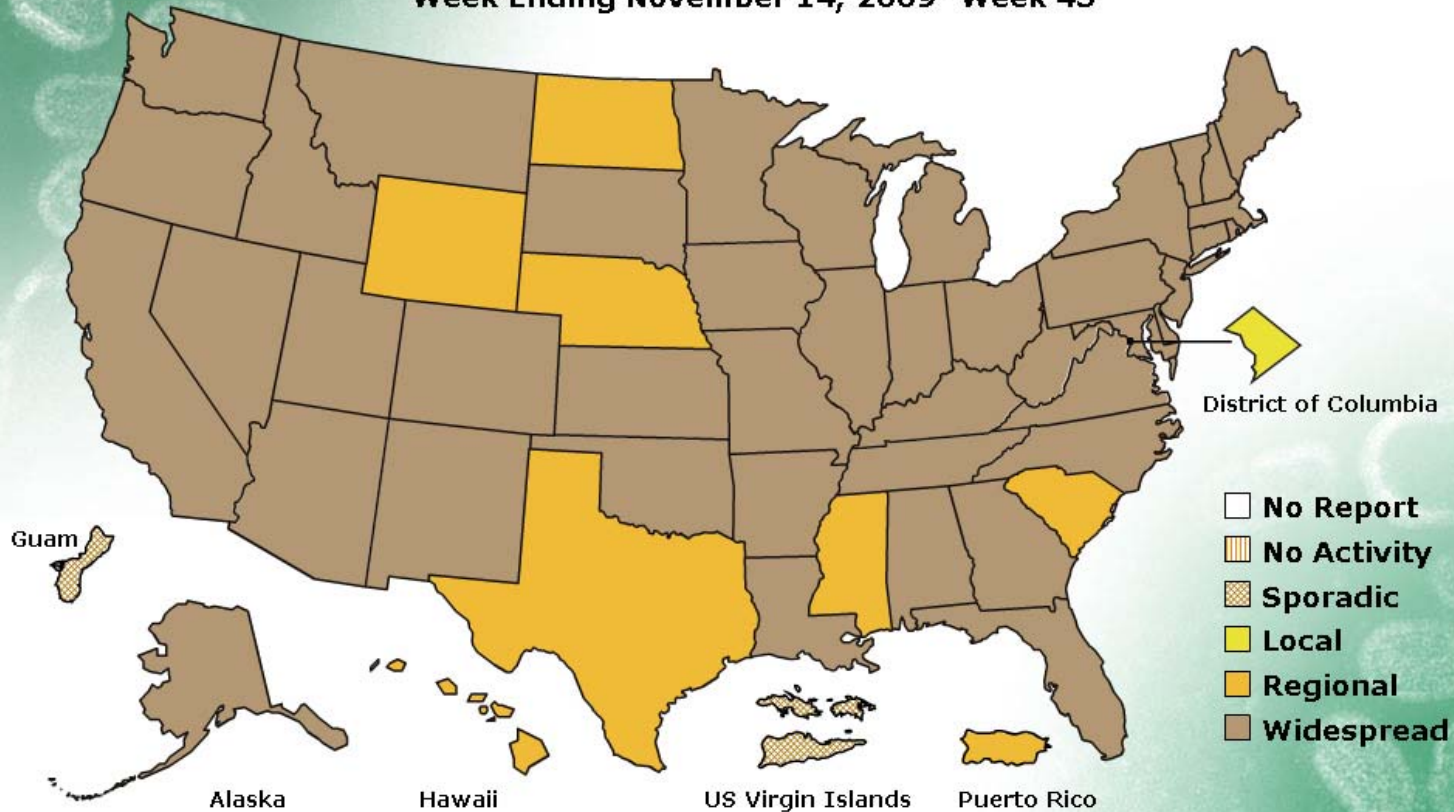
(Source: <http://www.cdc.gov/flu/weekly>)

# FLUVIEW



**A Weekly Influenza Surveillance Report Prepared by the Influenza Division**  
Weekly Influenza Activity Estimates Reported by State and Territorial Epidemiologists\*

Week Ending November 14, 2009- Week 45



\*This map indicates geographic spread and does not measure the severity of influenza activity.